

SBT Dual Discharge Unit Cooler

SBT Çift Üflemeli Oda Soğutucu





SBT Series

SARBUZ SBT Serisi Çift Üflemeli Oda Soğutucuları, küçük ve orta kapasiteli soğutma sistemleri için enerji, ses seviyesi, ilk yatırım maliyeti ve işletme giderleri dikkate alınarak hesaplanmıştır.

SARBUZ SBT Series Dual Discharge Unit Coolers are designed for low and middle capacity cooling systems according to energy consumption, sound pressure level, investment and operating costs.







Ürün Kodlama
Product Classification

SBT-62-435-AD

Çift Üflemeli Oda Soğutucu Dual Discharge Unit Cooler	SBT-
Hatve Fin Spacing	6
Batarya Kodu Coil Code	2-
Fan 4 ad. x Ø 350mm. Fans 4 pcs. x Ø 350mm.	435-

Hava ile defrost veya rezistanssız Air defrost or without heaters	AD
Sıcak gaz defrost Hot gas defrost	GD
Yüksek sıcaklık için rezistans (T_r = +5/-2) Electric defrost for high temperature	HT
Düşük sıcaklık için rezistans (T_r = -2/-25) Electric defrost for low temperature	LT

SBT Serisi Çift Üflemeli Oda Soğutucu / SBT Series Discharge Unit Cooler

Kapasite / Capacity

Lamel Aralığı / Fin Spacing **4,0 mm**

	MODEL	Kapasite Capacity		Isı Transfer Yüzeyi Heat Transfer Surface	FAN					Enerji Verimliliği Sınıfı Energy Efficiency Class	Isıtıcılar Electrical Defrost		
											HT	LT	
		SC1 To= 10°C Te= 0°C ΔT=10K	SC2 To= 0°C Te= -8°C ΔT=8K		Çap Diameter	Hava Debisi Air Flow	Hava Atım Mesafesi Air Throw	Elektrik Gücü Power Input	Ses Basınç Seviyesi Sound Pressure Level 3m		Batarya Coil	Batarya Coil	Tava Drip Tray
		Watt	Watt	m^2	mm	m^3/h	m	Watt	db(A)		Watt	Watt	Watt
1x	SBT-42-125	1910	1310	7,0	250	810	2x6	95	36	E	2 x 400	-	-
	SBT-42-130	2490	1690	8,4	300	1140	2x4	69	41	D	2 x 400	-	-
	SBT-42-135	5040	3330	14,5	350	2590	2x6	155	46	D	2 x 520	-	-
	SBT-44-140	8420	5710	33,2	400	3040	2x6	210	55	C	4 x 520	-	-
	SBT-44-145	11380	7680	41,5	450	4280	2x7	343	56	D	4 x 650	-	-
	SBT-44-150	21240	14480	79,8	500	7870	2x9	675	55	D	6 x 1000	-	-
2x	SBT-42-225	3730	2490	13,9	250	1620	2x6	190	36	E	2 x 800	-	-
	SBT-42-230	5030	3400	16,7	300	2280	2x4	138	41	D	2 x 800	-	-
	SBT-42-235	10060	6750	28,9	350	5170	2x6	310	46	D	2 x 1040	-	-
	SBT-44-240	17000	11500	66,4	400	6070	2x6	420	55	C	4 x 1040	-	-
	SBT-44-245	22930	15510	83,0	450	8570	2x7	686	56	D	4 x 1300	-	-
	SBT-44-250	42490	28710	159,0	500	15730	2x10	1350	55	D	6 x 2000		
3x	SBT-42-325	5750	3890	20,9	250	2430	2x6	285	36	E	2 x 1200	-	-
	SBT-42-330	7560	5120	25,1	300	3410	2x4	207	41	D	2 x 1200	-	-
	SBT-42-335	15310	10220	43,5	350	7760	2x7	465	46	D	2 x 1600	-	-
	SBT-44-340	25470	17150	99,6	400	9110	2x7	630	55	C	4 x 1600	-	-
	SBT-44-345	34490	23340	124,5	450	12850	2x8	1029	56	D	4 x 1950	-	-
	SBT-44-350	64450	43450	239,4	500	23600	2x10	2025	55	D	6 x 3000		
4x	SBT-42-430	10120	6800	33,5	300	4550	2x4	276	41	D	2 x 1600	-	-
	SBT-42-435	20180	13460	57,7	350	10350	2x7	620	46	D	2 x 2090	-	-
	SBT-44-440	34190	23160	132,8	400	12150	2x7	840	55	C	4 x 2090	-	-
	SBT-44-445	46050	31180	166,0	450	17130	2x8	1372	56	D	4 x 2600	-	-
	SBT-44-450	86250	58440	319,3	500	31460	2x11	2700	55	D	6 x 3240	-	-

Not: Yukarıda belirtilen kapasiteler 50 Hz elektrik beslemesine göredir. 60 Hz olması durumunda kapasiteler için, satış ekibimizle iletişime geçebilirsiniz.
The given capacities are mentioned above, according to 50 Hz power supply. In case of 60 Hz, please contact with our sales team for capacities.

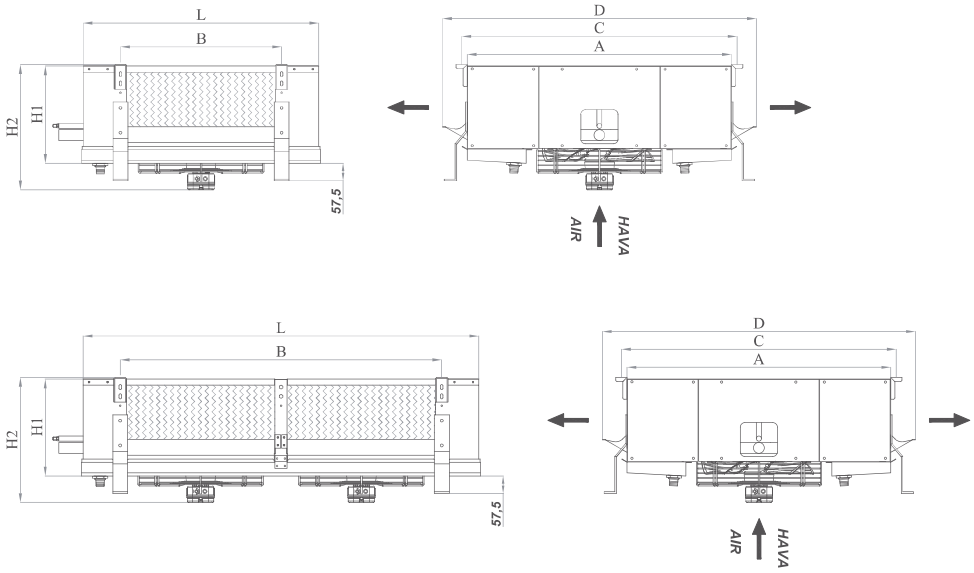

Ölçüler/Measures

MODEL	Ölçüler Dimensions											Bağlantılar Connections		
												Soğutucu Gaz Refrigerant		Drenaj Drain
	Boru Hacmi Tube Volume	Ağırlık Weight	L	H1	H2	D	A	B	B1	B2	C	Giriş Inlet	Çıkış Outlet	Çıkış Out
	l	kg	mm	mm	mm	mm	mm	mm	mm	mm	mm	mm Ø	mm Ø	Inch
SBT-42-125	1,1	18	640	215	255	910	780	400	-	-	812	12,7	12,7	2 x 3/4" G
SBT-42-130	1,3	20	640	245	285	910	780	400	-	-	812	12,7	15,9	2 x 3/4" G
SBT-42-135	2,3	27	760	315	350	1010	850	520	-	-	882	12,7	19	2 x 3/4" G
SBT-44-140	6,2	50	800	380	415	1360	1200	520	-	-	1232	12,7	22	2 x 3/4" G
SBT-44-145	7,8	61	930	380	415	1370	1200	650	-	-	1232	12,7	28	2 x 3/4" G
SBT-44-150	15,0	97	1280	465	510	1460	1280	1000	-	-	1312	15,9	35	2 x 1" G
SBT-42-225	2,2	30	1040	215	255	910	780	800	-	-	812	12,7	15,9	2 x 3/4" G
SBT-42-230	2,6	33	1040	245	285	910	780	800	-	-	812	12,7	19	2 x 3/4" G
SBT-42-235	4,3	47	1280	315	350	1010	850	1040	-	-	882	12,7	22	2 x 3/4" G
SBT-44-240	12,4	87	1320	380	415	1360	1200	1040	-	-	1232	15,9	28	2 x 3/4" G
SBT-44-245	15,6	106	1580	380	415	1370	1200	1300	-	-	1232	15,9	35	2 x 1" G
SBT-44-250	27,9	177	2280	465	510	1460	1280	2000	-	-	1312	22	54	2 x 1" G
SBT-42-325	3,3	42	1440	215	255	910	780	1200	800	400	812	12,7	19	2 x 3/4" G
SBT-42-330	3,9	45	1440	245	285	910	780	1200	800	400	812	12,7	22	2 x 3/4" G
SBT-42-335	6,9	66	1800	315	350	1010	850	1560	1040	520	882	15,9	28	2 x 3/4" G
SBT-44-340	18,7	123	1840	380	415	1360	1200	1560	1040	520	1232	15,9	35	2 x 1" G
SBT-44-345	23,3	152	2230	380	415	1370	1200	1950	1300	650	1232	22	42	2 x 1" G
SBT-44-350	44,9	257	3280	465	510	1460	1280	3000	2000	1000	1312	28	54	2 x 1" G
SBT-42-430	5,2	58	1840	245	285	910	780	1600	800	800	812	15,9	22	2 x 3/4" G
SBT-42-435	8,7	86	2320	315	350	1010	850	2080	1040	1040	882	15,9	35	2 x 1" G
SBT-44-440	24,9	153	2360	380	415	1360	1200	2080	1040	1040	1232	22	42	2 x 1" G
SBT-44-445	31,1	183	2880	380	415	1370	1200	2600	1300	1300	1232	28	54	2 x 1" G
SBT-44-450	59,9	311	4280	465	510	1460	1280	4000	2000	2000	1312	35	66	2x1 1/4" G

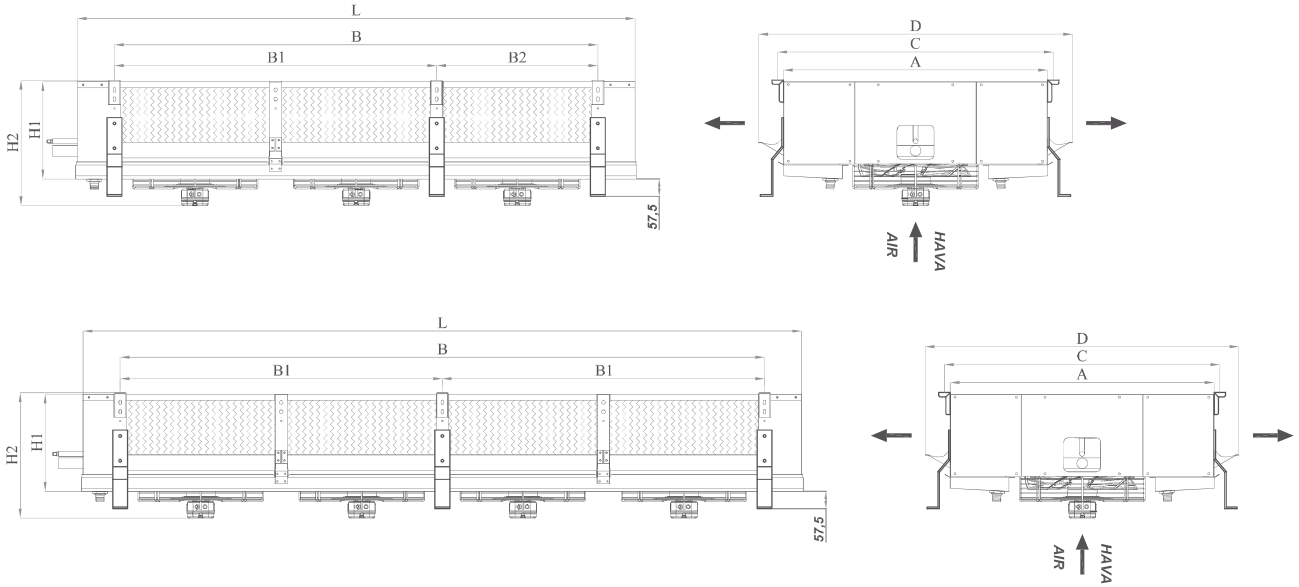

SBT Serisi Çift Üflemeli Oda Soğutucu / SBT Series Discharge Unit Cooler

Kapasite / Capacity

Lamel Aralığı / Fin Spacing **6,0 mm**

	MODEL	Kapasite Capacity			Isı Transfer Yüzeyi Heat Transfer Surface	FAN					Enerji Verimliliği Sınıfı Energy Efficiency Class	Isıtıcılar Electrical Defrost		
												HT	LT	
		SC1 To= 10°C Te= 0°C ΔT=10K	SC2 To= 0°C Te= -8°C ΔT=8K	SC3 To= -18°C Te= -25°C ΔT=7K		Çap Diameter	Hava Debisi Air Flow	Hava Atım Mesafesi Air Throw	Elektrik Gücü Power Input	Ses Basınç Seviyesi Sound Pressure Level 3m		Batarya Coil	Batarya Coil	Tava Drip Tray
		Watt	Watt	Watt	m^2	mm	m^3/h	m	Watt	db(A)		Watt	Watt	Watt
	SBT-62-125	1580	1080	870	4,8	250	840	2x6	95	36	E	2 x 400	2 x 400	2 x 400
	SBT-62-130	2120	1420	1120	5,8	300	1220	2x4	69	41	D	2 x 400	2 x 400	2 x 400
1x	SBT-62-135	4180	2800	2220	10,0	350	2690	2x6	155	46	D	2 x 520	2 x 520	2 x 520
	SBT-64-140	7400	4990	3920	22,8	400	3230	2x6	210	55	C	4 x 520	4 x 520	2 x 520
	SBT-64-145	9980	6720	5170	28,5	450	4490	2x7	343	56	D	4 x 650	4 x 650	2 x 650
	SBT-64-150	18350	12460	10140	54,9	500	8180	2x9	675	55	D	6 x 1000	6 x 1000	2 x 1000
	SBT-62-225	3190	2130	1600	9,6	250	1670	2x6	190	36	E	2 x 800	2 x 800	2 x 800
	SBT-62-230	4260	2880	2290	11,6	300	2440	2x4	138	41	D	2 x 800	2 x 800	2 x 800
2x	SBT-62-235	8390	5630	4400	19,9	350	5390	2x6	310	46	D	2 x 1040	2 x 1040	2 x 1040
	SBT-64-240	15090	10190	7860	45,7	400	6450	2x7	420	55	C	4 x 1040	4 x 1040	2 x 1040
	SBT-64-245	20080	13560	10540	57,1	450	8980	2x8	686	56	D	4 x 1300	4 x 1300	2 x 1300
	SBT-64-250	37080	25020	16360	109,1	500	16360	2x10	1350	55	D	6 x 2000	6 x 2000	2 x 2000
	SBT-62-325	4830	3260	2560	14,4	250	2510	2x6	285	36	E	2 x 1200	2 x 600	2 x 600
	SBT-62-330	6400	4330	3460	17,3	300	3660	2x4	207	41	D	2 x 1200	2 x 600	2 x 600
3x	SBT-62-335	12860	8610	6560	30,0	350	8080	2x7	465	46	D	2 x 1600	2 x 1600	2 x 1600
	SBT-64-340	22710	15280	11530	68,5	400	9680	2x7	630	55	C	4 x 1600	4 x 1600	2 x 1600
	SBT-64-345	30180	20390	15920	85,6	450	13470	2x8	1029	56	D	4 x 1950	4 x 1950	2 x 1950
	SBT-64-350	56510	38080	29040	164,6	500	24530	2x10	2025	55	D	6 x 3000	6 x 3000	2 x 3000
	SBT-62-430	8660	5820	4470	23,1	300	4870	2x5	276	41	D	2 x 1600	2 x 1600	2 x 1600
	SBT-62-435	16950	11330	8520	39,8	350	10780	2x7	620	46	D	2 x 2090	2 x 2080	2 x 2080
4x	SBT-64-440	30320	20490	15920	91,3	400	12910	2x7	840	55	C	4 x 2090	4 x 2080	2 x 2080
	SBT-64-445	40290	27220	21300	114,2	450	17970	2x9	1372	56	D	4 x 2600	4 x 2600	2 x 2600
	SBT-64-450	75220	50870	39830	219,5	500	32710	2x11	2700	55	D	6 x 3240	6 x 3240	2 x 3240

Not: Yukarıda belirtilen kapasiteler 50 Hz elektrik beslemesine göredir. 60 Hz olması durumunda kapasiteler için, satış ekibimizle iletişime geçebilirsiniz.
The given capacities are mentioned above, according to 50 Hz power supply. İn case of 60 Hz, please contact with our sales team for capacities.

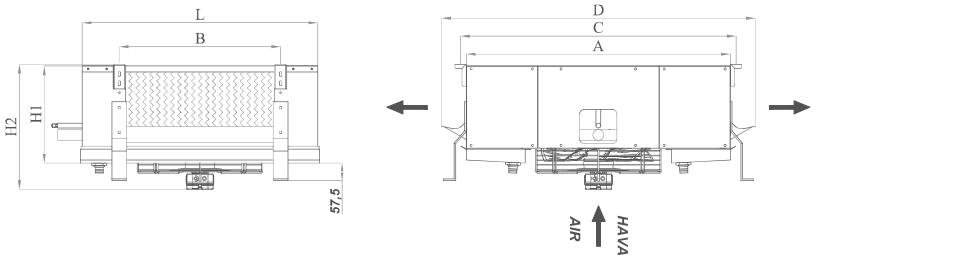

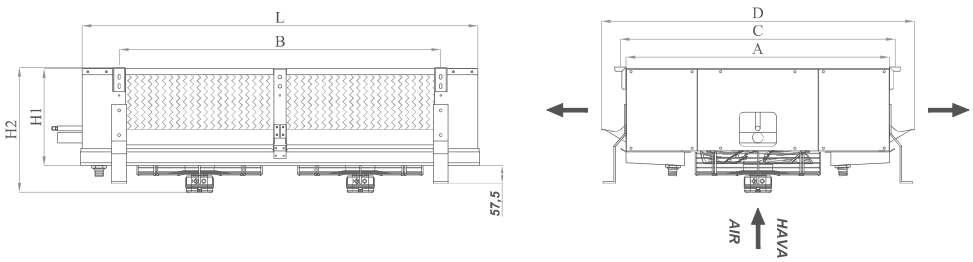

MODEL	Ölçüler Dimensions											Bağlantılar Connections		
	Boru Hacmi Tube Volume	Ağırlık Weight	L	H1	H2	D	A	B	B1	B2	C	Soğutucu Gaz Refrigerant		Drenaj Drain
												Giriş Inlet	Çıkış Outlet	Çıkış Out
	l	kg	mm	mm	mm	mm	mm	mm	mm	mm	mm	mm Ø	mm Ø	Inch
SBT-62-125	1,1	18	640	215	255	910	780	400	-	-	812	12,7	12,7	2 x 3/4" G
SBT-62-130	1,3	19	640	245	285	910	780	400	-	-	812	12,7	15,9	2 x 3/4" G
SBT-62-135	2,3	27	760	315	350	1010	850	520	-	-	882	12,7	19	2 x 3/4" G
SBT-64-140	6,2	47	800	380	415	1360	1200	520	-	-	1232	12,7	22	2 x 3/4" G
SBT-64-145	7,8	57	930	380	415	1370	1200	650	-	-	1232	12,7	28	2 x 3/4" G
SBT-64-150	15,0	90	1280	465	510	1460	1280	1000	-	-	1312	15,9	35	2 x 1" G
SBT-62-225	2,2	29	1040	215	255	910	780	800	-	-	812	12,7	15,9	2 x 3/4" G
SBT-62-230	2,6	31	1040	245	285	910	780	800	-	-	812	12,7	19	2 x 3/4" G
SBT-62-235	4,3	45	1280	315	350	1010	850	1040	-	-	882	12,7	22	2 x 3/4" G
SBT-64-240	12,4	81	1320	380	415	1360	1200	1040	-	-	1232	15,9	28	2 x 3/4" G
SBT-64-245	15,6	98	1580	380	415	1370	1200	1300	-	-	1232	15,9	35	2 x 1" G
SBT-64-250	27,9	162	2280	465	510	1460	1280	2000	-	-	1312	22	54	2 x 1" G
SBT-62-325	3,3	40	1440	215	255	910	780	1200	800	400	812	12,7	19	2 x 3/4" G
SBT-62-330	3,9	43	1440	245	285	910	780	1200	800	400	812	12,7	22	2 x 3/4" G
SBT-62-335	6,9	63	1800	315	350	1010	850	1560	1040	520	882	15,9	28	2 x 3/4" G
SBT-64-340	18,7	114	1840	380	415	1360	1200	1560	1040	520	1232	15,9	35	2 x 1" G
SBT-64-345	23,3	140	2230	380	415	1370	1200	1950	1300	650	1232	22	42	2 x 1" G
SBT-64-350	44,9	234	3280	465	510	1460	1280	3000	2000	1000	1312	28	54	2 x 1" G
SBT-62-430	5,2	55	1840	245	285	910	780	1600	800	800	812	15,9	22	2 x 3/4" G
SBT-62-435	8,7	81	2320	315	350	1010	850	2080	1040	1040	882	15,9	35	2 x 1" G
SBT-64-440	24,9	141	2360	380	415	1360	1200	2080	1040	1040	1232	22	42	2 x 1" G
SBT-64-445	31,1	168	2880	380	415	1370	1200	2600	1300	1300	1232	28	54	2 x 1" G
SBT-64-450	59,9	283	4280	465	510	1460	1280	4000	2000	2000	1312	35	66	2x1 1/4" G

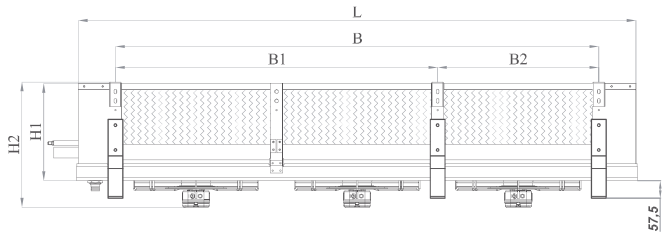

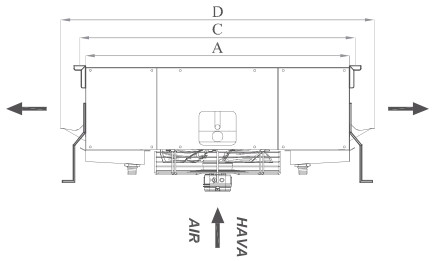

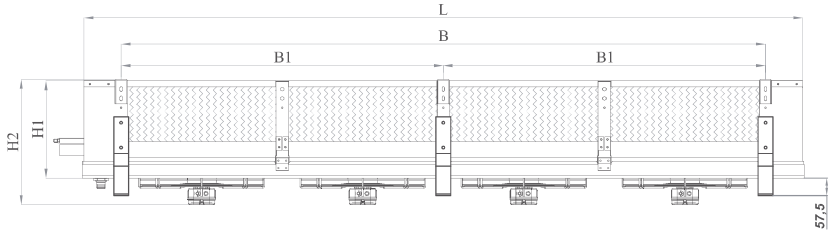

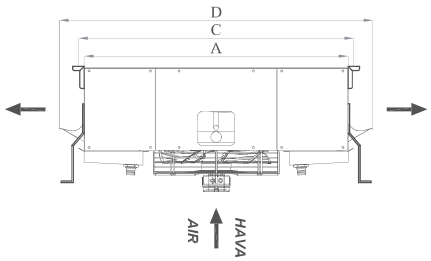

SBT Serisi Çift Üflemeli Oda Soğutucu / SBT Series Discharge Unit Cooler

Kapasite / Capacity

Lamel Aralığı / Fin Spacing **8,0 mm**

	MODEL	Kapasite Capacity			Isı Transfer Yüzeyi Heat Transfer Surface	FAN					Enerji Verimliliği Sınıfı Energy Efficiency Class	Isıtıcılar Electrical Defrost		
												HT	LT	
		SC1 To= 10°C Te= 0°C ΔT=10K	SC2 To= 0°C Te= -8°C ΔT=8K	SC3 To= -18°C Te= -25°C ΔT=7K		Çap Diameter	Hava Debisi Air Flow	Hava Atım Mesafesi Air Throw	Elektrik Gücü Power Input	Ses Basınç Seviyesi Sound Pressure Level 3m		Batarya Coil	Batarya Coil	Tava Drip Tray
		Watt	Watt	Watt	m^2	mm	m^3/h	m	Watt	db(A)		Watt	Watt	Watt
1x	SBT-82-125	1370	910	750	3,7	250	850	2x6	95	36	E	2 x 400	2 x 400	2 x 400
	SBT-82-130	1860	1240	970	4,5	300	1260	2x4	69	41	D	2 x 400	2 x 400	2 x 400
	SBT-82-135	3620	2420	1910	7,8	350	2760	2x6	155	46	D	2 x 520	2 x 520	2 x 520
	SBT-84-140	6660	4440	3460	17,6	400	3350	2x6	210	55	C	4 x 520	4 x 520	2 x 520
	SBT-84-145	8980	6050	4710	22,1	450	4630	2x8	343	56	D	4 x 650	4 x 650	2 x 650
	SBT-84-150	16340	11050	8980	42,4	500	8370	2x10	675	55	D	6 x 1000	6 x 1000	2 x 1000
2x	SBT-82-225	2800	1880	1430	7,5	250	1710	2x6	190	36	E	2 x 800	2 x 800	2 x 800
	SBT-82-230	3730	2520	2020	9,0	300	2530	2x4	138	41	D	2 x 800	2 x 800	2 x 800
	SBT-82-235	7290	4890	3870	15,4	350	5510	2x7	310	46	D	2 x 1040	2 x 1040	2 x 1040
	SBT-84-240	13680	9190	7250	35,3	400	6700	2x7	420	55	C	4 x 1040	4 x 1040	2 x 1040
	SBT-84-245	18050	12170	9570	44,1	450	9260	2x8	686	56	D	4 x 1300	4 x 1300	2 x 1300
	SBT-84-250	33180	22380	17540	84,2	500	16730	2x10	1350	55	D	6 x 2000	6 x 2000	2 x 2000
3x	SBT-82-325	4200	2840	2240	11,2	250	2560	2x6	285	36	E	2 x 1200	2 x 600	2 x 600
	SBT-82-330	5600	3790	3040	13,5	300	3790	2x4	207	41	C	2 x 1200	2 x 600	2 x 600
	SBT-82-335	11230	7530	5820	23,3	350	8270	2x7	465	46	D	2 x 1600	2 x 1600	2 x 1600
	SBT-84-340	20600	13870	10600	52,9	400	10050	2x7	630	55	C	4 x 1600	4 x 1600	2 x 1600
	SBT-84-345	27120	18300	14430	66,2	450	13890	2x8	1029	56	D	4 x 1950	4 x 1950	2 x 1950
	SBT-84-350	43220	34190	26430	127,2	500	25100	2x11	2025	55	D	6 x 3000	6 x 3000	2 x 3000
4x	SBT-82-430	7630	5130	3990	17,9	300	5060	2x5	276	41	D	2 x 1600	2 x 1600	2 x 1600
	SBT-82-435	14790	9900	7640	30,8	350	11030	2x8	620	46	D	2 x 2090	2 x 2080	2 x 2080
	SBT-84-440	27420	18510	14530	70,6	400	13400	2x8	840	55	C	4 x 2090	4 x 2080	2 x 2080
	SBT-84-445	36190	24430	19300	88,2	450	18520	2x9	1372	56	D	4 x 2600	4 x 2600	2 x 2600
	SBT-84-450	67330	45490	35980	169,7	500	33460	2x11	2700	55	D	6 x 3240	6 x 3240	2 x 3240

Not: Yukarıda belirtilen kapasiteler 50 Hz elektrik beslemesine göredir. 60 Hz olması durumunda kapasiteler için, satış ekibimizle iletişime geçebilirsiniz.
The given capacities are mentioned above, according to 50 Hz power supply. In case of 60 Hz, please contact with our sales team for capacities.

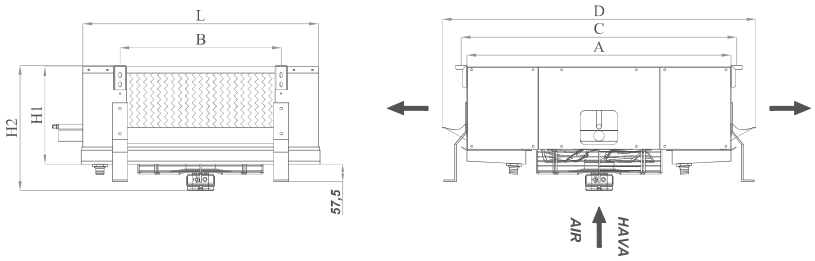

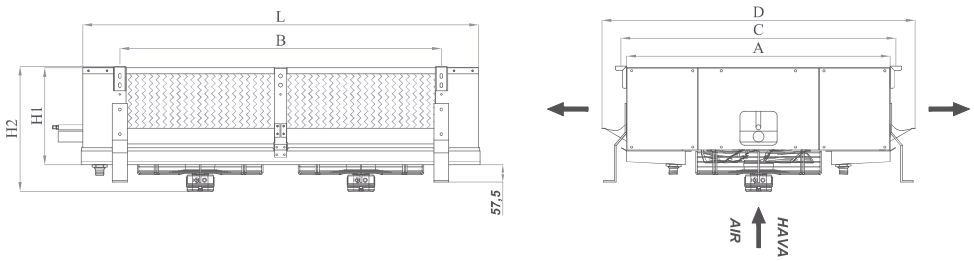

MODEL	Ölçüler Dimensions											Bağlantılar Connections		
												Soğutucu Gaz Refrigerant		Drenaj Drain
	Boru Hacmi Tube Volume	Ağırlık Weight	L	H1	H2	D	A	B	B1	B2	C	Giriş Inlet	Çıkış Outlet	Çıkış Out
	l	kg	mm	mm	mm	mm	mm	mm	mm	mm	mm	mm Ø	mm Ø	Inch
SBT-82-125	1,1	18	640	215	255	910	780	400	-	-	812	12,7	12,7	2 x 3/4" G
SBT-82-130	1,3	19	640	245	285	910	780	400	-	-	812	12,7	15,9	2 x 3/4" G
SBT-82-135	2,3	27	760	315	350	1010	850	520	-	-	882	12,7	19	2 x 3/4" G
SBT-84-140	6,2	47	800	380	415	1360	1200	520	-	-	1232	12,7	22	2 x 3/4" G
SBT-84-145	7,8	57	930	380	415	1370	1200	650	-	-	1232	12,7	28	2 x 3/4" G
SBT-84-150	15,0	90	1280	465	510	1460	1280	1000	-	-	1312	15,9	35	2 x 1" G
SBT-82-225	2,2	29	1040	215	255	910	780	800	-	-	812	12,7	15,9	2 x 3/4" G
SBT-82-230	2,6	31	1040	245	285	910	780	800	-	-	812	12,7	19	2 x 3/4" G
SBT-82-235	4,3	45	1280	315	350	1010	850	1040	-	-	882	12,7	22	2 x 3/4" G
SBT-84-240	12,4	81	1320	380	415	1360	1200	1040	-	-	1232	15,9	28	2 x 3/4" G
SBT-84-245	15,6	98	1580	380	415	1370	1200	1300	-	-	1232	15,9	35	2 x 1" G
SBT-84-250	27,9	162	2280	465	510	1460	1280	2000	-	-	1312	22	54	2 x 1" G
SBT-82-325	3,3	40	1440	215	255	910	780	1200	800	400	812	12,7	19	2 x 3/4" G
SBT-82-330	3,9	43	1440	245	285	910	780	1200	800	400	812	12,7	22	2 x 3/4" G
SBT-82-335	6,9	63	1800	315	350	1010	850	1560	1040	520	882	15,9	28	2 x 3/4" G
SBT-84-340	18,7	114	1840	380	415	1360	1200	1560	1040	520	1232	15,9	35	2 x 1" G
SBT-84-345	23,3	140	2230	380	415	1370	1200	1950	1300	650	1232	22	42	2 x 1" G
SBT-84-350	44,9	234	3280	465	510	1460	1280	3000	2000	1000	1312	28	54	2 x 1" G
SBT-82-430	5,2	55	1840	245	285	910	780	1600	800	800	812	15,9	22	2 x 3/4" G
SBT-82-435	8,7	81	2320	315	350	1010	850	2080	1040	1040	882	15,9	35	2 x 1" G
SBT-84-440	24,9	141	2360	380	415	1360	1200	2080	1040	1040	1232	22	42	2 x 1" G
SBT-84-445	31,1	168	2880	380	415	1370	1200	2600	1300	1300	1232	28	54	2 x 1" G
SBT-84-450	59,9	278	4280	465	510	1460	1280	4000	2000	2000	1312	35	66	2x1 1/4" G

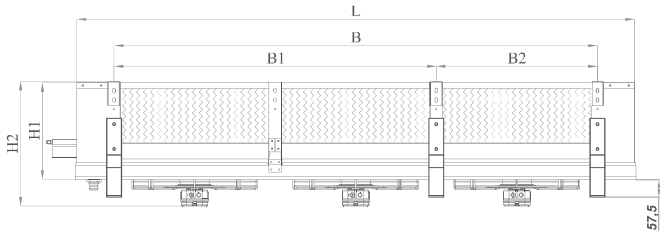

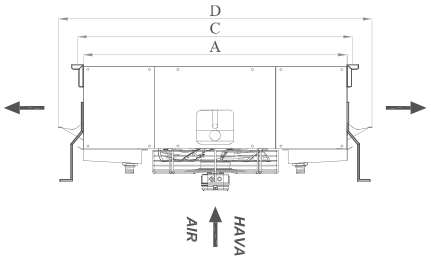

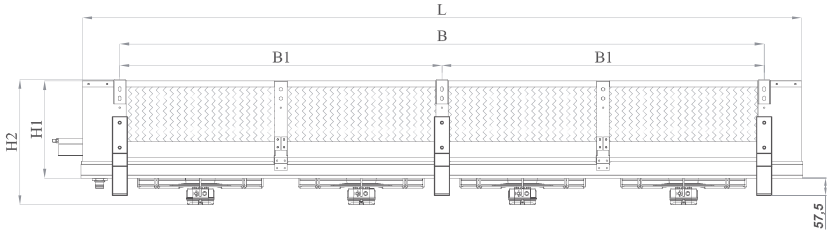

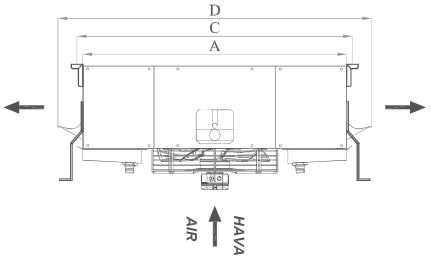

Genel Özellikler / Specifications

Batarya
• Bakır borular Ø3/8", Ø1/2",
• Fin malzemesi alüminyumdur,
• Lamel arası 4 - 6 - 8 mm'dir,
• Giriş – çıkış kolektör malzemesi bakırdır,
• İzin verilen en yüksek çalışma basıncı Ps=24 Bar.

Kasetleme
• Galvaniz çelik üzerine RAL-7035 (açık gri) boyalıdır

Fan
• Düşük ses seviyeli ve bakım gerektirmeyen fanlar kullanılmaktadır,
• Koruma sınıfı IP44/54, Monofaze 230V 1~ 50Hz,
• Fan konstrüksiyonu izolasyon malzeme sınıfı F/B, çalışma sıcaklığı -30°C ile +40/+55°C arasıdır,
• Uzun süreli bekleme durumları için fan motorları her ay 2 saat çalıştırılmalıdır,
• Entegre edilmiş termistörler motor koruması için mutlaka kullanılmalıdır,
• Düşük sıcaklıklarda ve hava direncinin değişmesi durumunda fanların çektikleri elektrik gücü artar.

Ses Özellikleri
• Ses seviyeleri EN 13487'ye göre hesaplanmıştır.

Defrost
• Kullanılan sıcaklığa bağlı olarak (+2°C/-5°C) HT veya (-2°C/-25°C) LT tip elektrikli defrost seçeneği bulunmaktadır,
• Sıcak gaz defrost hazırlığı (batarya ve tava kısmında sıcak gaz defrost borulaması opsiyoneldir),

Kapasite
• Nominal kapasiteler Eurovent (EN 328) standartları dikkate alınarak SC1 - SC2 - SC3 şartlarında R404A gazı için hesaplanmıştır,
• Ürünlerin soğutma kapasiteleri oda sıcaklığı Tr ve evaporasyon sıcaklığının Te farkına bağlı olarak değişir (ΔT = Tr - Te).

Seçenekler
• Farklı dış kabin rengi,
• Farklı boru et kalınlığı ve hatve,
• Trifaze 400V 3~ 50Hz fan
• Katalogda belirtilmeyen özel ürünler için lütfen satış departmanı ile irtibata geçin.

Notlar
• Montaj, Bakım, Taşıma ve Kaldırma detayları için kullanım Kılavuzuna başvurunuz.

Aksesuarlar
• Bataryada ve tavada sıcak gaz defrost,
• Yalıtım tavası,
• Paslanmaz çelik kabin,
• Epoxy boya,
• Fan kablo rezistansı,
• Drenaj hattı kablo rezistans

Evaporator Coil
• Copper tubes Ø3/8", Ø1/2",
• Fins made of aluminium,
• Fin spacing is 4 - 6 -8 mm,
• Header inlet and outlet tube connections made of copper,
• Highest permissible working pressure Ps=24 Bar.

Casing
• Galvanized steel sheet painted to RAL-7035 (light grey)

Fans
• Low-noise axial fans with maintenance free motors,

• Protection class IP44/54, Single phase 230V 1~ 50Hz,
• Constructions insulation material class F/B, admissible temperature -30°C up to +40/+55°C,
• In case of long periods of non operation the motors must be operated every month for 2 hours,
• The integral thermo contacts (thermistors) must be used as motor protection,
• At low ambient temperatures and different air resistance the power consumption will increase.

Sound Specifications
• The sound pressure levels are calculated according to EN 13487.

Defrosting
• Electrical defrost as HT for (+2°C/-5°C) or LT for (-2°C/-25°C) as optional,
• Hot gas defrost without tubing inside of coil and drip try, without non-return valve,

Capacity
• The nominal capacities calculated according to Eurovent (EN 328) standards that refer to SC1 - SC2 - SC3 conditions and are valid for R404A,
• The refrigerating capacities refer to an air inlet temperature difference which results from the difference between cooler air inlet temperature Tr, evaporating temperature Te and (ΔT = Tr - Te).

Options
• Different casing color,
• Other tube wall thicknesses and fin spacing on request,
• Three phase 400V 3~ 50Hz fan
• Please keep in touch with our sales department about your special needs that are not mentioned in the catalogue.

Notes
• Please check our user manuel for installation, maintenance, carrying and lifting details.

Accessories
• Hot gas defrost in coil and drip tray,
• Insulated drip tray,
• Casing made of stainless steel,
• Epoxy resin coated aluminium fins,
• Fan cable heaters,
• Drain line cable heater


FKM-02