INSTRUCTIONS（使用说明书）

Mini Pressure Switch
MPS1AH/MPS2AH/MPS1AL/MPS2AL Series

膜片式压力控制器一般用于制冷和空调系统，也可以用于水处理系统、锅炉系统及机床加工冷却系统等的气液循环系统，维持压力提供信号，在制冷系统中，主要安装在用于压缩机的高低压保护、冷凝器风机的高压控制、蒸发器风机的低压控制以及系统中对压力有明确要求的位置场合等.

Mini Pressure switches apply for refrigerant and air-conditional system. It also can used for water treatment system, boiler system , machine tool processing cooling system and the air -liquid circulation system for keeping pressure and submitting signal . During refrigerant system, mainly install for somewhere required for pressure as compressor high and lower pressure protection, high pressure control for condenser fan, the low pressure control for evaporator, and other location that the system has clear requirements of pressure.

适用制冷剂：Applicable refrigerant：

Applicable refrigerants: all common HFC, HFO, HC refrigerants such as: R22、R134a、R410A、R290、R32、R404A, R407A/F, R407C, R448A, R449A, R450A, R452A, R513A, R507A, R1234ze(E), R1234yf, R447A, R452B, R454B, R454C, R455A

温度及安装要求/Temperatures and Mounting requirements

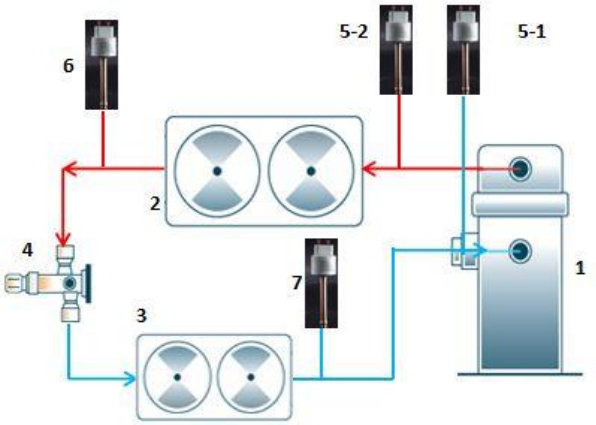

环境温度 TS Ambient：-25°C ...+70°C(-13°F...158°F)
介质温度 TS Fluid：-40°C ...+135°C (-40°F...+275°F)

最大工作压力和测试压力/Max. working pressure（PS/MWP）and test pressure（PT）



MPS1AH/MPS2AH



MPS1AL/MPS2AL

系列 Series	类型 Type	压力范围 Range	最大工作压力 Maximum working pressure/ PS/MWP	耐压测试压力 Test pressure/PT
MPS1AH	solder	0-1MPa	1MPa/145psig	4.1MPa/595psig
MPS2AH	solder	1-5MPa	5MPa/725psig	7.5MPa/1087psig
MPS1AL	flare	0-1MPa	1MPa/145psig	4.1MPa/595psig
MPS2AL	flare	1-5MPa	5MPa/725psig	7.5MPa/1087psig

安装方式/Mounting

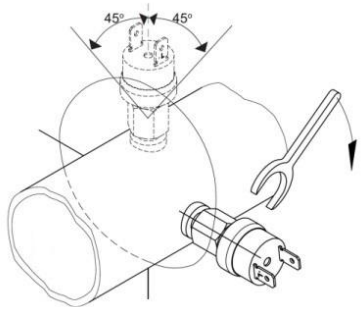

螺纹式 Flare

尺寸/size	上紧扭矩 Torque
7/16-20UNF	12.7...16.7 Nm 9.37...12.32 lbf.ft

将膜片式压力控制器连接管路时,若您购买的是螺纹连接式，需要用两个扳手，分别置于接管螺母与连接管路，按表推荐的扭矩上紧。

To connect the Mini pressure switch to the piping:if the flare connection is selected, use two wrenches together to tight the flare nut and piping with the recommended torque in table.

不要使用一个扳手上紧，否则可能会对产品内部造成破坏。

Don't just use one wrench，otherwise, you may damage the internal parts of the product.

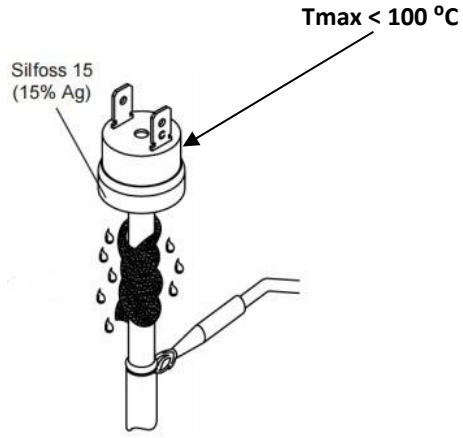

焊接式 Solder

若您购买的是接管焊接式，焊接材料采用特定的合金（ 推荐 Sil-Fos 15），请勿让控制器直接接触火焰,请勿超过最大允许温度。

If the solder connection is selected, please use specific alloy for brazing (Sil-Fos 15 is recommended), don't point the fire torch towards the product and please limit the max temperature as shown.

Copyright ©SANHUA 2024
Subject to change without notice

电气参数/Electrical rating

PED 认证电气参数
When used acc.to PED regulations.

Type of Load	Resistive			Inductive			
额定电压（V） (Rated Voltage)	240 V AC (50/60 Hz)	120 V AC (50/60 Hz)	12 V DC	240 V AC (50/60 Hz)		120 V AC (50/60 Hz)	
额定电流（A） （Rated Amps）	6 A	6 A	6 A	FLA	SLA	FLA	SLA
				4 A	16 A	6 A	24 A

触点系统/Contact function
自动复位/Auto Reset

自动复位
/Auto Reset

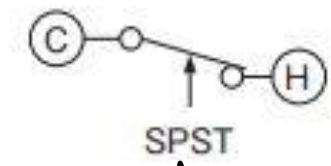

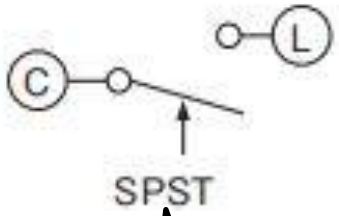

常关
Normally Closed

常开
Normally Open